

ENGLISH →

ENDOCLUBNORD

HELLO AGAIN!

PROGRAM

2018

**NOVEMBER 2+3
HAMBURG MESSE WEST**

**NOVEMBER 1
PRE-SYMPOSIUM
ENDOSCOPIC IMAGING 2020
LOGENHAUS HAMBURG**

Die erste PEG + ASC-basierte Darmvorbereitung
im 1L-Volumen*

Reduziertes Trinkvolumen bei hoher Wirksamkeit




NEU
PLENVU[®]
Pulver zur Herstellung einer
Lösung zum Einnehmen

* Zusätzliche Einnahme von mindestens 2 x 0,5 L frei wählbarer klarer Flüssigkeit erforderlich.

PLENVU[®], Pulver zur Herstellung einer Lösung zum Einnehmen

Zusammensetzung: Dosis 1: Macrogol 3350 100 g, Natriumsulfat 9 g, Natriumchlorid 2 g, Kaliumchlorid 1 g; Hilfsstoffe: Sucralose (E955), Mango-Aroma. Dosis 2: Beutel A enthält: Macrogol 3350 40 g, Natriumchlorid 3,2 g, Kaliumchlorid 1,2 g; Hilfsstoffe: Aspartam (E951), Fruchtjusch-Aroma VA93402. Beutel B enthält: Ascorbinsäure 7,54 g, Natriumascorbat 48,11 g. **Anwendungsgebiete:** Zur Darmreinigung vor klinischen Maßnahmen, die einen sauberen Darm erfordern. **Gegenanzeigen:** Überempfindlichkeit gegen einen der arzneilich wirksamen Bestandteile oder einen der sonstigen Bestandteile, Gastrointestinale Obstruktion oder Perforation, Ileus, Störungen der Magenentleerung, Phenylketonurie (enthält Aspartam), Glukose-6-Phosphatdehydrogenase-Mangel (enthält Ascorbat), toxisches Megakolon. **Nebenwirkungen:** Erkrankungen des Gastrointestinaltrakts: Häufig: Erbrechen, Übelkeit. Gelegentlich: abdominale Aufblähung, Analreizungen, Abdominalschmerz, Abdominalschmerzen im Oberbauch, Abdominalschmerzen im Unterbauch. Erkrankungen des Immunsystems: Gelegentlich: Überempfindlichkeit gegenüber den Wirkstoffen. Stoffwechsel- und Ernährungsstörungen: Häufig: Dehydratation. Erkrankungen des Nervensystems: Gelegentlich: Kopfschmerzen, Migräne, Somnolenz. Allgemeine Erkrankungen und Beschwerden am Verabreichungsort: Gelegentlich: Durst, Fatigue, Asthenie, Schüttelfrost, Schmerzen. Herzkrankungen: Gelegentlich: Palpitationen, Sinustachykardie. Gefäßkrankungen: Gelegentlich: Vorübergehender Anstieg des Blutdruckes, Hitzewallungen. Untersuchungen: Gelegentlich: Vorübergehender Anstieg der Leberenzyme, Hypernatriämie, Hyperkalzämie, Hypophosphatämie, Hypokaliämie, erniedrigtes Bicarbonat, Anionenlücke vergrößert/verkleinert, hyperosmolarer Zustand. **Handelsformen:** Eine Anwendung besteht aus 3 Beuteln: Dosis 1, Dosis 2 Beutel A und B. Packungsgrößen von 1 (N 1), 40, 80, 160 und 320 Packungen einer einzelnen Anwendung. Klinikpackung mit 40 einzelnen Anwendungen. Apothekenpflichtig. Stand 02/2018

PLENVU, NORGINE und das Norgine-Siegel sind eingetragene Marken der Norgine Unternehmensgruppe.

Norgine GmbH
Postfach 1840
D-35041 Marburg
Internet: www.norgine.de
E-Mail: info@norgine.de



CONTENTS

PREFACE	05
THE CONGRESS	07
PROGRAM PRE-SYMPOSIUM	09
PROGRAM	10
FACULTY	13
HOSPITAL TEAMS	23
PRICES AND CONDITIONS	24
CONGRESS VENUES	27
LOCAL TRANSPORT PLAN	28
HOW TO GET THERE	29
GENERAL NOTES	31
REGISTRATION	33

erbe
power your performance.

FiAPC® probes

BY DOCTORS FOR DOCTORS

ELECTROSURGICAL
POCKET GUIDE FOR
GI INTERVENTIONS



Get your
free eBook!



[HTTPS://POCKETGUIDE.ERBE-MED.COM](https://pocketguide.erbe-med.com)



The sterile FiAPC® probe with safety filter

Argon plasma coagulation:

**Safe and easy to control – with optimal
plasma ignition**

- No contamination of the unit
- No membrane filter replacement
- No preparation required
- Low cost per use
- Plug and play

Erbe Elektromedizin GmbH Tübingen Germany +49 7071 7550 erbe-med.com

erbe+ academy

PREFACE

2018 – NEW AND ESTABLISHED IN THE EXHIBITION HALLS



Jürgen Pohl, Thomas Rösch, Siegbert Faiss

Dear friends of the **ENDOCLUBNORD**,

We cordially invite you to join us in November in Hamburg in **2018!**

As in previous years, we invited **international experts** as special guests for you to demonstrate their skills and experience in our **live endoscopies** on Friday, presenting both **established and new techniques**. Some cases will be done slow motion to allow for detailed explanations and discussions. The **histologic results** of these cases and the outcome of last years most interesting patients will then be **presented and discussed** on Saturday to provide you with **the full picture of GI endoscopy** in 2018.

Our **pre-symposium** on "**Endoscopic Imaging in 2020 and beyond**" this year takes place at the Logenhaus Hamburg.

Welcome to Hamburg, the Endoscopy City!

Siegbert Faiss, Jürgen Pohl, Thomas Rösch (President 2018)

Entocort®

budesonide

Crohn's Disease under control^{1,2,*}

Targeted: smart ECX® technology^{1,3,4}

Different: earlier & prolonged release⁵

Effective: rapid remission & high remission rates^{2,6,7}

* Crohn's disease involving the ileum and/or the ascending colon

1 Hofer KN. Ann Pharmacother 2003; 37(10): 1457-1464. 2 Greenberg GR et al. N Engl J Med 1994; 331(13): 836-841. 3 Vijay Kumar T et al. Int J Pharm Bio Sci 2012; 2(4): 9-15. 4 Rezaie A et al. Cochrane Database Syst Rev 2015; 6: CD000296. 5 Goyanes A et al. J Drug Deliv Sci Technol 2015; 25: 36-42. 6 Rutgeerts P et al. N Engl J Med 1994; 331(13): 842-845. 7 Campieri M et al. Gut 1997; 41: 209-214.

Entocort® Kapseln. Wirkstoff: Budesonid. **Zusammensetzung:** 1 Hartkapsel mit veränderter Wirkstofffreisetzung enthält: 3mg Budesonid. **Sonstige Bestandteile:** Polysorbat 80, Ethylcellulose, Tributylacetylcitrat (Ph.Eur.), Triethylcitrat, Dimeticon (1000 cSt), Talkum, Methacrylsäure-Ethylacrylat-Copolymer (1 : 1) (Ph.Eur.), Sacrose, Maisstärke, Gelatine, Natriumdoceylsulfat, Titandioxid, hochdisperses Siliciumdioxid, dickflüssiges Paraffin, Eisenoxide und -hydroxide, Schellack, Ammoniumhydroxid, Kaliumhydroxid. **Anwendungsgebiete:** Behandlung des Morbus Crohn mit Beteiligung des Ileums (Krummdarm) und/oder des Colon ascendens (Teil des Dickdarms) in folgenden Situationen: – Schubtherapie des Morbus Crohn leichten bis mittelschweren Grades, – Ersatz von Prednisolon bei steroidabhängigen Patienten. Behandlung einer akuten mikroskopischen Kolitis. **Gegenanzeigen:** Überempfindlichkeit gegen Budesonid oder einen der sonstigen Bestandteile. Lokale Infektionen des Darms (Bakterien, Pilze, Viren). **Nebenwirkungen:** Cushingoide Eigenschaften; Wachstumsverzögerung; Verdauungsstörung (Dyspepsie); Muskelkrämpfe; Tremor; psychomotorische Hyperaktivität; Palpitationen; Verhaltensänderungen wie Nervosität, Schlaflosigkeit, Stimmungsschwankungen; Depressionen; Angstzustände; Aggression; Glaukom; grauer Star einschli. subkapsulärer Katarakt; verschwommenes Sehen; Hautreaktionen (Urtikaria, Exantheme); Ekchymose; Menstruationsstörungen; Hypokaliämie; anaphylaktische Reaktionen. Nebenwirkungen, die für systemische Glukokortikoide typisch sind (ca. 50% seltener als equipotente Dosen Prednisolon), wie cushingoider Habitus, Wachstumsverzögerung, Blutdruckanstieg, Erhöhung des Infektionsrisikos, verzögerte Wundheilung, verminderte Glucosetoleranz, Natriumretention mit Ödembildung, vermehrte Kaliumausscheidung, Störungen der Sexualhormonsekretion, Funktionsschwäche der Nebennierenrinde, Muskelschwäche, Osteoporose, aseptische Knochennekrosen, Glaukom, psychische Störungen, Magengeschwür, Bauchspeicheldrüsenentzündung, Erhöhung des Thromboserisikos. **Warnhinweise:** Enthält Sacrose. **Verschreibungspflichtig. Stand der Information:** September 2017 **Pharmazeutischer Unternehmer:** Tillotts Pharma GmbH, Warmbacher Strasse 80, DE-79618 Rheinfelden, www.tillotts.de

Entocort®
budesonide

A feel good result

THE CONGRESS

ENDOCLUBNORD

THE WORLD'S LARGEST CONGRESS ON LIVE ENDOSCOPY

ENDOCLUBNORD participants will be able to **watch live** endoscopic procedures and operations taking place in three local centers of excellence — Hamburg–Eppendorf University Hospital (UKE), the Asklepios Hospital in Altona and the Asklepios Hospital in Barmbek.

The quality of the experts selected and the variety of the procedures being shown are rated as **unique** worldwide. In addition to live transmissions, **lectures and discussions** on new techniques and developments in the fields of diagnosis and treatment are also provided.

2500 participants from **30 countries**

The venue: Hamburg's trade fair halls (Messe West) is located at **the heart of Hamburg's diverse and lively city center.**

Over 25 years of experience in the field of endoscopy.

The **congress languages are German and English**, with simultaneous translation.

14 CME-points certified by Medical Chamber Hamburg (Ärztchamber Hamburg). Certification for nurses will be arranged.

LOCATION 2018:
HAMBURG MESSE
WEST ENTRANCE
HALL A3

Suburban rail and subway
station Sternschanze (Messe)
Lagerstraße
20357 Hamburg

www.endoclubnord.com



ENDOCLUBNORD THE INTERNATIONAL FORUM FOR ENDOSCOPY NOVEMBER 2+3, 2018 HAMBURG MESSE WEST

ENDOCLUBNORD

www.endoclubnord.com

XXL TEAM-TICKET

for your whole team!

Take advantage of the early booking bonus from **ENDOCLUBNORD** and come to the meeting with your whole department/practice.

Early booking up to Sept 19, 2018 Euro **550**

HELLO AGAIN!



THURSDAY NOV 1, 2018

LOGENHAUS HAMBURG

03

Chair: R. Bisschops, P. Chiu, S. Faiss

03.30–03.40 p.m.

OPENING & INTRODUCTION T. Rösch

03.40–04.00 p.m.

HOW GOOD CAN AN IMAGE GET ?
LIMITATIONS OF FURTHER IMAGE
RESOLUTION R. Bisschops

04

04.00–04.20 p.m.

THE 3D STORY IN SURGERY – AND
ENDOSCOPY ? K.-H. Fuchs

04.20–04.40 p.m.

TECHNICAL DEVELOPMENTS
→ DISCUSSION

04.40–05.10 p.m.

COFFEE BREAK

05

Chair: A. Meining, J. Pohl, P. Siersema

05.10–05.40 p.m.

ARTIFICIAL INTELLIGENCE
IN ENDOSCOPY: OPTIONS AND
OVERVIEW M. Dinis-Ribeiro, D. Rex

05.40–06.00 p.m.

THE ENDOSCOPE WITHOUT
AN ENDOSCOPIST ? P. Chiu

06

06.00–06.30 p.m.

TECHNICAL DEVELOPMENTS
→ DISCUSSION

06.30 p.m.

END OF SYMPOSIUM

PROGRAM PRE-SYMPOSIUM

OLYMPUS: ENDOSCOPIC IMAGING 2020 AND BEYOND*

NOV 1, 2018
LOGENHAUS
HAMBURG

*Language: English

Registration is free of charge,
limited number of participants.
No certification provided.

More information
see pages 24 and 27.

OLYMPUS

07

FRIDAY NOV 2, 2018

HAMBURG MESSE WEST

09 **09.00–09.10 a.m.**
OPENING
T. Rösch, President

09.10–10.10 a.m.
ENDOSCOPY LIVE, PART 1
Live demonstrations of endoscopic techniques from the Asklepios Hospitals in Altona and Barmbek and from the UKE (Hamburg–Eppendorf University Hospital)

10 **10.10–10.30 a.m.**
**THE SPECIAL LIVE CASE
– DIFFICULT ERCP**
H. Neuhaus, Düsseldorf

10.30–10.50 a.m.
**NORGINE LECTURE – BOWEL
CLEANSING: NEW SOLUTIONS FOR
OLD PROBLEMS** P. Uebel, Ludwigshfn.

11 **10.50–11.15 a.m.**
**COFFEE BREAK
AND VISITS TO THE EXHIBITION**

11.15 a.m.–12.20 p.m.
ENDOSCOPY LIVE, PART 2
Live demonstrations of endoscopic techniques from the Asklepios Hospitals in Altona and Barmbek and from the UKE (Hamburg–Eppendorf University Hospital)

12 **12.20–12.40 p.m.**
**THE SPECIAL LIVE CASE
– COLONIC POLYP**
D. Rex, Indianapolis

12.40–01.00 p.m.
**TAKEDA LECTURE – M. CROHN 2018
– NEW THERAPEUTIC STRATEGIES**
T. Kucharzik, Lüneburg

01 **01.00–02.00 p.m.**
**LUNCH BREAK
AND VISITS TO THE EXHIBITION**

02 **02.00–03.20 p.m.**
ENDOSCOPY LIVE, PART 3
Live demonstrations of endoscopic techniques from the Asklepios Hospitals in Altona and Barmbek and from the UKE (Hamburg–Eppendorf University Hospital)

03 **03.20–03.40 p.m.**
**THE SPECIAL LIVE CASE
– BARRETT'S ESOPHAGUS**
M. Dinis-Ribeiro, Porto

03.40–04.00 p.m.
**FALK LECTURE – EOSINOPHILIC
ESOPHAGITIS – STANDARDS AND
INNOVATIONS** S. Miehke, Hamburg

04 **04.00–04.30 p.m.**
**COFFEE BREAK
AND VISITS TO THE EXHIBITION**

04.30–05.40 p.m.
ENDOSCOPY LIVE, PART 4
Live demonstrations of endoscopic techniques from the Asklepios Hospitals in Altona and Barmbek and from the UKE (Hamburg–Eppendorf University Hospital)

05 **05.40–06.00 p.m.**
**THE SPECIAL LIVE CASE
– EUS-FNA**
M. Giovannini, Marseille

06

SATURDAY NOV 3, 2018

HAMBURG MESSE WEST

09 **09.00–10.00 a.m.**
ENDOCLUB POSTPROCESSING,
PART 1 – CASES FROM YESTERDAY
AND LAST YEAR
Chair:
S. Faïss, J. Pohl, T. Rösch, Hamburg

10 **10.00–10.20 a.m.**
BARRETT'S ESOPHAGUS 2018
– WHAT HAS BEEN ACHIEVED?
C. Ell, Offenbach

10.20–10.50 a.m.
COFFEE BREAK
AND VISITS TO THE EXHIBITION

11 **10.50–11.45 a.m.**
ENDOCLUB POSTPROCESSING,
PART 2 – CASES FROM YESTERDAY
AND LAST YEAR
Chair:
S. Faïss, J. Pohl, T. Rösch, Hamburg

11.45 a.m. – 12.00 p.m.
NEWS FROM ENDOTHERAPY
– ROBOTICS AND OTHER TOYS
P. Chiu, Hong Kong

12 **12.00–12.55 p.m.**
ENDOCLUB POSTPROCESSING,
PART 3 – CASES FROM YESTERDAY
AND LAST YEAR
Chair:
S. Faïss, J. Pohl, T. Rösch, Hamburg

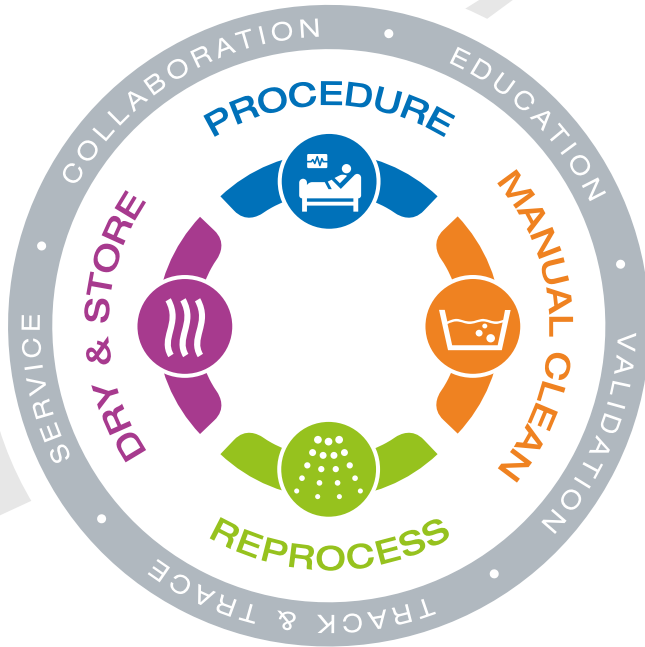
01 **12.55 p.m.**
**CLOSING ADDRESS & INVITATION
TO ENDOCLUBNORD 2019**
J. Pohl, Hamburg

PROGRAM

ENDOCLUBNORD
NOV 2+3, 2018
HAMBURG MESSE
WEST ENTRANCE
HALL A3

HELLO AGAIN!

ENDOCLUBNORD



Complete Circle of Protection

As the global vanguard in infection prevention, only Cantel delivers the Complete Circle of Protection; a full-value, proactive partnership dedicated to helping you remove risk, streamline operational efficiencies and optimize your success.



FACULTY



**PROF. DR.
HANS-D. ALLESCHER**
GARMISCH-PARTENK.,
GERMANY



DR. JOHN ANDERSON
LONDON,
ENGLAND



ULRIKE BEILENHOF
ULM,
GERMANY



DR. ALBERT BEYER
ALTÖTTING,
GERMANY



**PROF. DR.
PRADEEP BHANDARI**
PORTSMOUTH,
ENGLAND



**PROF. DR.
KENNETH BINMOELLER**
SAN FRANCISCO,
USA



**PROF. DR.
RAF BISSCHOPS**
LEUVEN, BELGIUM



**PROF. DR.
PHILIP W.Y. CHIU**
HONG KONG, CHINA

Diagnostic EUS Solutions



Acquire™

Endoscopic Ultrasound Fine
Needle Biopsy (FNB) Device

*Designed to maximize tissue capture
and minimize fragmentation.*

All cited trademarks are the property of their respective owners. CAUTION: The law restricts these devices to sale by or on the order of a physician. Indications, contraindications, warnings and instructions for use can be found in the product labeling supplied with each device. Information for the use only in countries with applicable health authority product registrations. Material not intended for use in France. Product available in the European Economic Area (EEA) only. Please check availability with your local sales representative or customer service.

FACULTY



**PROF. DR.
GUIDO COSTAMAGNA**
ROME, ITALY



**PROF. DR.
JACQUES DEVIÈRE**
BRUSSELS, BELGIUM



**PROF. DR.
MÁRIO DINIS-RIBEIRO**
PORTO, PORTUGAL



**PROF. DR.
CHRISTIAN ELL**
OFFENBACH, GERMANY



**DR.
MARK ELLRICHMANN**
KIEL, GERMANY



**PROF. DR.
KARL-HERMANN FUCHS**
SAN DIEGO, USA



**PROF. DR.
MARC GIOVANNINI**
MARSEILLE, FRANCE



**PROF. DR. FRIEDRICH
HAGENMÜLLER**
HAMBURG, GERMANY



CitraFleet®

Natriumpicosulfat + Magnesiumcitrat



Zur Darmreinigung vor Koloskopien oder Röntgenuntersuchungen

Für eine gründliche Entleerung und Reinigung¹

- Duales Wirkprinzip durch zwei Wirkstoffe¹
- Hohe Verträglichkeit²
- Schmeckt angenehm frisch nach Zitrone³



¹ Fachinformation CitraFleet® Stand 12/2015

² Ciáurriz A, et al. Calidad de la colonoscopia: efectividad y tolerancia de tres regimenes de limpieza. Poster presented at Semana de las Enfermedades Digestivas (SED) 11-14 de Junio, 2011. Sevilla, Spain.

³ Schirin-Sokhan R., Trautwein C., MMW Fortschritte der Medizin Originalien 2009; 151(1): 34-38

CitraFleet® Pulver zur Herstellung einer Lösung zum Einnehmen in einem Beutel. **Wirkstoffe:** Natriumpicosulfat, leichtes Magnesiumoxid, wasserfreie Citronensäure. **Zusammensetzung:** 1 Beutel mit 15,08 g Pulver enth. 10,0 mg Natriumpicosulfat, 3,5 g leichtes Magnesiumoxid und 10,97 g wasserfreie Citronensäure. **Sonst. Bestandt.:** Kaliumhydrogencarbonat, Saccharin-Natrium, Zitronenaroma (Zitronenaroma, Maltodextrin, RRR- α -Tocopherol E 307). **Anwendungsgebiete:** für Erwachsene ab 18 Jahren: zur Darmreinigung vor jeder diagnostischen Untersuchung, die nur bei einem gut gereinigten Darm sinnvoll durchgeführt werden kann (z.B. Koloskopie, Röntgen). **Gegenanzeigen:** Überempfg. gg. Bestandt., dekomp. Herzinsuff., schwere Dehydrat., Hypermagnesiämie, Magenretention, Ulzerat. GIT, tox. Colitis, tox. Megacolon, Ileus, Übelkeit, Erbrechen, Aszites, abdom.-chir. Notfall (Appendizitis), Obstr./Perfor. GIT, Rhabdomyolyse, aktive Entzündung (Morbus Crohn, Colitis ulcerosa), eingeschr. Nierenfunkt. **Warnhinweise:** enthält 5 mmol Kalium. **Nebenwirkungen:** sehr häufig: Bauchschm. häufig: Blähbauch, Durstgef., Analbeschw., Proktalgie, Müdigk., Schlafst., Kopfschm., Mundtrock., Übelkeit gelegentlich: Schwindel, Erbrechen, Stuhlinkont. Häufigk. n. bekannt: Anaphylaktoide Reakt., Überempfg., Hyponatriämie, Epilepsie, Krnvlus., ortho. Hypotonie, Verwirrtheitszust., Hautausschl., Urtikaria, Pruritus, Purpura, Flatulenz, Schmerzen, Durchfall. **Apothekenpflichtig.** **Stand:** Dezember 2015. **Zulassungsinhaber:** Casen Recordati, S.L., Autovía de Logroño Km 13,300, 50180 UTEBO, Zaragoza, Spanien. **Mitvertrieb:** Recordati Pharma GmbH, Eberhard-Finckh-Str. 55, 89075 Ulm, F_02.



RECORDATI PHARMA

FACULTY



**PROF. DR.
TORSTEN KUCHARZIK**
LÜNEBURG, GERMANY



DR. DAGMAR MAINZ
SAARLOUIS,
GERMANY



MARTIN MANGOLD
GARMISCH-PARTENK.,
GERMANY



DR. PETER N. MEIER
HANNOVER,
GERMANY



**PROF. DR.
ALEXANDER MEINIG**
ULM, GERMANY



**PROF. DR.
HELMUT MESSMANN**
AUGSBURG, GERMANY



**PROF. DR.
STEPHAN MIEHLKE**
HAMBURG, GERMANY

MUSE™ – the ultrasonic surgical endostapler from Medigis



Live at the EndoClubNord 2018

Experience the new MUSE™ system: Transoral fundoplication for the treatment of Gastroesophageal Reflux Disease (GERD). In Germany, MUSE™ is exclusively available through MICRO-TECH. We look forward to seeing you. More on www.micro-tech-europe.com

MT MICRO-TECH



FACULTY



**PROF. DR.
HORST NEUHAUS**
DÜSSELDORF,
GERMANY



**DR.
GABRIELE NIEMANN**
BERLIN,
GERMANY




**DR.
MICHAEL OELCKERS**
HAMBURG,
GERMANY



DR. IAN PENMAN
EDINBURGH,
SCOTLAND



**DR. RER. CUR.
UTE PFEIFER**
DÜSSELDORF,
GERMANY



**PROF. DR.
NAGESHWAR REDDY**
HYDERABAD,
INDIA



GUDRUN RETTIG
BERLIN,
GERMANY



DR. DOUGLAS REX
INDIANAPOLIS,
USA



Unbeschwert leben. Dafür forschen wir in der Immunologie.

Chronische Erkrankungen gehen oft mit starken Einschränkungen im Alltag einher und mindern so die Lebensfreude. Doch auch für Patienten mit Psoriasis oder Psoriasis-Arthritis gibt es heute gute Therapien, die ein weitgehend beschwerdefreies Leben ermöglichen können.

Als forschendes Pharmaunternehmen arbeiten wir gemeinsam mit unseren Partnern vor Ort und weltweit daran, dass erkrankte Menschen wieder am Alltag teilhaben und möglichst unbeschwert leben können. Wir nennen das: Mehr Leben im Leben.

Janssen. Mehr Leben im Leben.

www.janssen.com/germany

Janssen-Cilag GmbH

WIR ÜBER UNS

ONKOLOGIE

IMMUNOLOGIE

PSYCHIATRIE

INFEKTILOGIE

janssen 
PHARMACEUTICAL COMPANIES
OF *Johanson-Johanson*

FACULTY



**PD DR.
ANDREA RIPHAUS**
FRANKFURT,
GERMANY



**PROF. DR.
STEFAN SEEWALD**
ZURICH,
SWITZERLAND



PD DR. UWE SEITZ
HEPPENHEIM,
GERMANY



**PROF. DR.
PETER SIERSEMA**
NIJMEGEN,
THE NETHERLANDS



**PROF. DR.
ANDREA TANNAPFEL**
BOCHUM,
GERMANY



DR. PETER UEBEL
LUDWIGSHAFEN,
GERMANY



**DR.
SIWAN THOMAS-GIBSON**
LONDON, ENGLAND



DR. GEORGE WEBSTER
LONDON, ENGLAND

MR. SMART



HYGIENIC

Uni-directional valve
to prevent backflow

PLEASANT

Soft, pre-lubricated nozzle
Small volume for easy retention

EASY

Soft, squeezable
concertina design

EASY SQUEEZY RECTAL TREATMENT FOR ULCERATIVE COLITIS

Salofalk® Enema

Salofalk® granules 500mg/1000mg/1.5g/3g; Salofalk® 250mg/500mg gastro-resistant tablets, Salofalk® 250mg/500mg/1g suppositories, Salofalk® 2g/30ml and 4g/60ml enemas; Salofalk® 1g rectal foam. Active ingredient: mesalazine (5-aminosalicylic acid). **Composition:** 1 sachet of Salofalk® granules 500mg/1000mg/1.5g/3g contains: active ingredient: 500 mg/1000 mg/1.5 g/3 g mesalazine. Other ingredients: aspartame (E951), carmellose sodium, citric acid, silica colloidal anhydrous, hypromellose, magnesium stearate (herbal), methacrylic acid-methyl methacrylate copolymer (1:1) (Eudragit L 100), methylcellulose, cellulose microcrystalline, polyacrylate dispersion 40% (Eudragit NE 40 D containing 2% Nonoxonyl 100), povidone K25, simeticone, sorbic acid, talc, titanium dioxide (E171), triethyl citrate, vanilla custard flavouring (containing sucrose). 1 tablet of Salofalk® 250mg/500mg contains: active ingredient: 250 mg/500 mg mesalazine. Other ingredients: Calcium stearate (herbal), basic butylated methacrylate copolymer (=Eudragit E), methacrylic acid methyl methacrylate copolymer (1:1) (=Eudragit L), glycine, silica colloidal anhydrous, hypromellose, macrogol 6000, cellulose microcrystalline, sodium carbonate anhydrous, povidone K25, talc. Colouring agents: titanium dioxide (E171), hydrated iron (III) oxide (E172), additionally Salofalk® 500mg tablets: croscarmellose sodium. 1 Salofalk® 250mg/500mg/1g suppository contains: active ingredient: 250 mg/500 mg/1 g mesalazine. Other ingredients: hard fat; additionally Salofalk® 500mg suppositories: docusate sodium, cetyl alcohol. 1 enema of Salofalk® 2g/30ml or 4g/60ml contains: active ingredient: 2 g or 4 g mesalazine. Other ingredients: sodium benzoate (E211), potassium metabisulphite (E224), potassium acetate, carbomer 947P, sodium edetate, xanthan gum, purified water. **Indications:** Salofalk® granules 500mg/1000mg/1.5g/3g: acute treatment and prevention of recurrence of ulcerative colitis. Salofalk® 250mg/500mg tablets: acute treatment and prevention of recurrence of ulcerative colitis. Acute treatment of Crohn's disease. Salofalk® 250mg/500mg/1g suppositories: acute treatment of (1g: mild to moderate) ulcerative colitis confined to the rectum. Additionally Salofalk® 250mg suppositories: prevention of recurrence of ulcerative colitis. Salofalk® 2g/30ml enemas: acute treatment of mild to moderate ulcerative colitis, localised in the rectum and sigmoid colon. Salofalk® 4g/60ml enemas: treatment of acute ulcerative colitis. Salofalk® 1g Rectal Foam: Treatment of active, mild ulcerative colitis of the sigmoid colon and rectum. **Contraindications:** known hypersensitivity to salicylates or any of the excipients, severe impairment of hepatic or renal function. Pregnancy and lactation: risk-benefit evaluation. Additionally for Salofalk® Enemas and Rectal Foam: not to be used in case of sensitive patients (especially patients with a history of asthma or allergies) due to the content of metabisulphite or sodium benzoate. **Side effects:** headache, dizziness, peripheral neuropathy, abdominal pain, diarrhea, flatulence, nausea, vomiting, impairment of renal function including acute and chronic interstitial nephritis and renal insufficiency. Hypersensitivity reactions such as allergic exanthema, drug fever, pancreatitis, lupus erythematosus syndrome, allergic and fibrotic lung reactions (including dyspnoea, cough, bronchospasm, alveolitis, pulmonary eosinophilia, lung infiltration, pneumonitis), peri- and myocarditis, acute pancreatitis, myalgia, arthralgia, altered blood counts (aplastic anemia, agranulocytosis, pancytopenia, neutropenia, leucopenia, thrombocytopenia), changes in liver function parameters (increase in transaminases and parameters of cholestasis), hepatitis, cholestatic hepatitis, alopecia, oligospermia (reversible). Additionally for Salofalk® 1g Rectal Foam: abdominal distension, anal discomfort, application site irritation, painful rectal tenesmus. Salofalk® 1g Supp.: constipation.

Interactions and dosage: see patient information leaflet. Available on prescription only. Date of information: 1/2017

DR. FALK PHARMA GmbH



Leinenweberstr. 5
79108 Freiburg
Germany

www.dr.falkpharma.com

HOSPITAL TEAMS CONGRESS COMMITTEE



**ASKLEPIOS
HOSPITAL ALTONA**

PROF. DR. JÜRGEN POHL

DR. HELGE OTTO

DR. INGO STEINBRÜCK

DR. JOHANNES GROTHAUS

and ENDOSCOPY TEAM

PROF. DR. GERO PUHL (SURGERY)

DR. JULIA BERTOLINI (PATHOLOGY)



**ASKLEPIOS
HOSPITAL BARMBEK**

PROF. DR. SIEGBERT FAISS

DR. ROBERT BAUMBACH

WOLFGANG CORDRUWISCH

DR. PHILIP DAUDEL

and ENDOSCOPY TEAM

PROF. DR. KARL-JÜRGEN OLDHAFFER (SURGERY)

DR. BERND FEYERABEND (PATHOLOGY)



**HAMBURG-EPPENDORF
UNIVERSITY HOSPITAL**

PROF. DR. THOMAS RÖSCH

DR. GUIDO SCHACHSCHAL

DR. STEFAN GROTH

DR. OLAF BECKER

DR. JOCELYN DE HEER

and ENDOSCOPY TEAM

PROF. DR. OLIVER MANN (SURGERY)

PD DR. TILL CLAUDITZ (PATHOLOGY)



PRICES AND CONDITIONS

ENDOCLUBNORD NOV 2+3, 2018 CONGRESS FEE

PAYMENT TO BE RECEIVED	to Sep 19, 2018	from Sep 20, 2018
Physician	€ 240	€ 280
Member of bng/ESGE/DGVS/DGE-BV	€ 200	€ 240
Assistant physician	€ 70	€ 90
Nursing staff	€ 70	€ 90
Student	€ 70	€ 90
TEAM-TICKET (1 physician + 2 nurses)	€ 350	€ 390
XXL TEAM-TICKET (entire dept./practice)	€ 550	€ 600

Identification is required for registration as member of an association, assistant physician, nursing staff, or student.

OLYMPUS PRE-SYMPOSIUM NOV 1, 2018 FREE OF CHARGE

Participation in the Olympus Pre-Symposium "Endoscopic Imaging 2020 and beyond" **is free of charge. Registration in advance is required** and can be done online on www.endoclubnord.com or by mail, see pages 33/34.

Attendance at the Olympus Pre-Symposium **is only possible with registration** to the **ENDOCLUBNORD 2018**. Book early – the **number of participants is limited!**

The Pre-Symposium is exclusively **held in English**.

Attention different venue: the Pre-Symposium takes place at **Logenhaus Hamburg**. See pages 27 and 29 **how to get there**.

PRICES AND CONDITIONS

METHOD OF PAYMENT

Please transfer your attendance fee by **Oct 24, 2018** at the latest, to the following account:

Account holder COCS GmbH
Bank HypoVereinsbank München
IBAN DE30 7002 0270 0039 6131 40
BIC/SWIFT HYVEDEMMXXX
Reference ECN2018/participant's name

Please note that **we do not cover any bank charges**. On the **online registration** payment via credit card (Master Card or Visa) is possible.

After Oct 24, 2018 payment of attendance fee can only be made on site at the registration desk.

EARLY BOOKING BONUS

Take advantage of the early booking bonus with **ENDO-CLUBNORD**. Book and pay

by
Sept 19, 2018

CANCELLATION

In case of cancellation **by Oct 15, 2018**, already paid attendance fee will be reimbursed after deduction of a handling charge of € 30,-. **After Oct 15, 2018** no payments can be reimbursed.

REGISTRATION

On **www.endoclubnord.com**, or using the registration form on **pages 33-34**. You will receive a binding registration confirmation **after payment** of the attendance fee.

ROOM RESERVATION

Please book your accommodation as soon as possible, as there are two other large events taking place in Hamburg at the same time as the ENDOCLUBNORD. Information and booking links to room allotments on **www.endoclubnord.com**

CONGRESS DOCUMENTS

Participants from Germany, Austria and Switzerland will receive their personal congress documents by post one week before the meeting **if payment has been received at COCS by Oct 15, 2018**. Participants from other countries will receive their congress documents on site at the registration desk – counter: registered participants.

CONGRESS ORGANISATION

COCS GmbH

Congress Organisation C. Schäfer
Rosenheimer Str. 145c
81671 Munich, Germany

Phone +49 (0)89/89 06 77-0

Fax +49 (0)89/89 06 77-77

E-Mail endoclubnord@cocs.de



www.cocs.de

MTW[®]

Endoskopie Manufaktur

Premium Manufacture Products



CONGRESS VENUES

VENUE

PRE-SYMPOSIUM NOV 1, 2018

Mozartsäle Logenhaus Hamburg

InterCity train station Dammtor
Moorweidenstraße 36, 20146 Hamburg
www.mozart-saele.de

CONGRESS OFFICE OPENING HOURS

Thu Nov 1, 2018 02.30 p.m.–07.30 p.m.

VENUE

ENDOCLUBNORD NOV 2+3, 2018

Hamburg Messe – West Entrance, Hall A3

Suburban train (S-Bahn) and subway
(U-Bahn) station at Sternschanze (Messe)
Lagerstraße, 20357 Hamburg
www.hamburg-messe.de

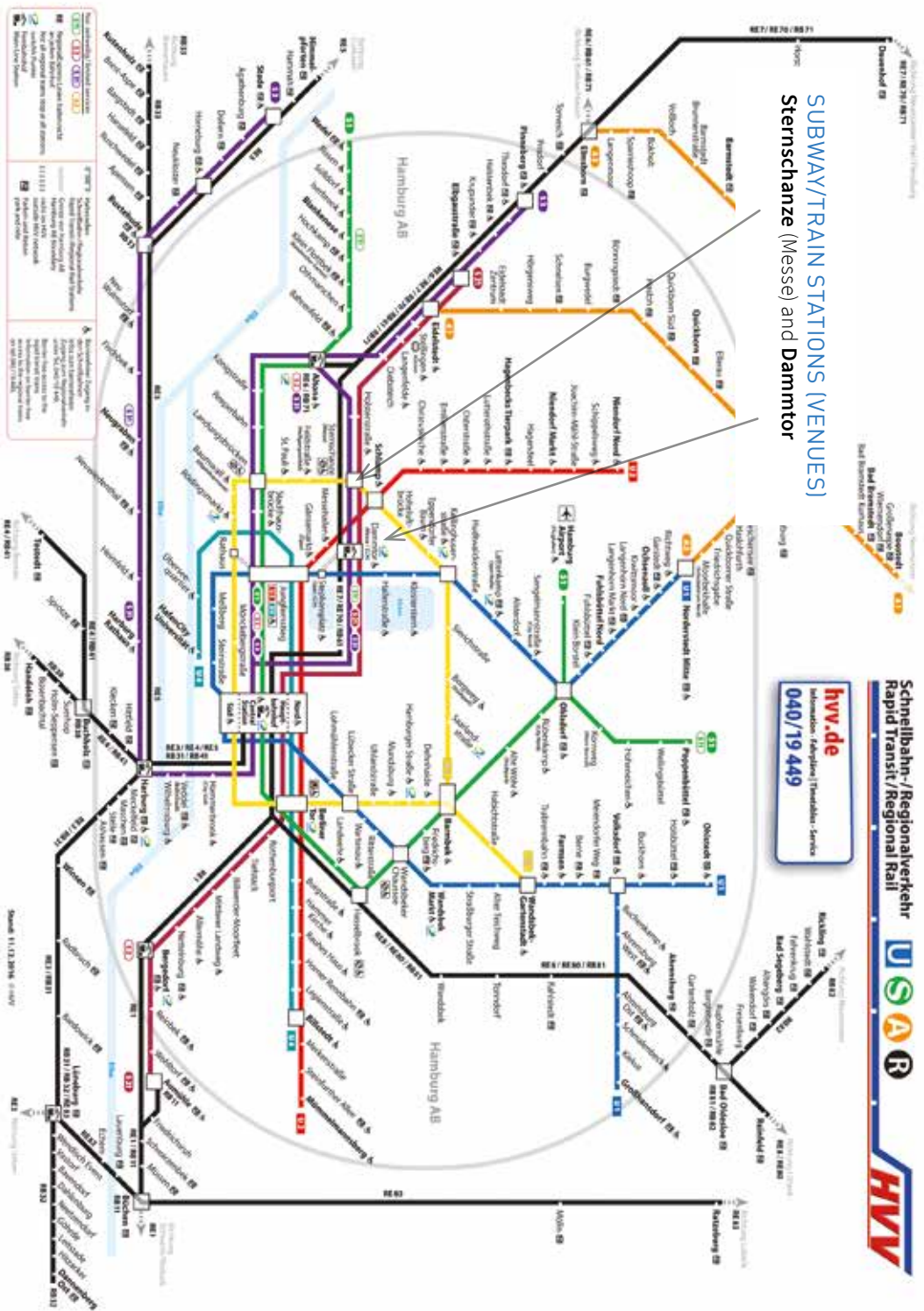
CONGRESS OFFICE OPENING HOURS

Fri Nov 2, 2018 08.00 a.m.–06.30 p.m.

Sat Nov 3, 2018 08.00 a.m.–01.30 p.m.



SUBWAY/TRAIN STATIONS (VENUES)
Sternschanze (Messe) and Dammtor



hvv.de
 Suburban - Regional Train/Bus Service
040/19 449

HOW TO GET THERE

HAMBURG MESSE WEST ENTRANCE HALL A3

BY PLANE

You can get to Hamburg Messe (the trade fair building) **by suburban train** (S-Bahn), which **leaves directly from the airport**, in half an hour. Or you can take a taxi. If traffic is good, the journey takes only 20 minutes; the distance is around 10 km (about 6 miles).

Special rates for **Lufthansa Group Partners** are available. Further information is available at www.endoclubnord.com.

BY RAIL/LOCAL TRANSPORT (HVV)

Details of concession prices with Deutsche Bahn in connection with ENDOCLUBNORD are available at: www.endoclubnord.com

Located in the immediate vicinity of the **InterCity train station at Dammtor**, Hamburg Messe is directly connected to Deutsche Bahn's long-distance rail network and thus the international rail network.

If you're arriving at **Dammtor Station** or Hamburg **Central Station**, the quickest way is via the suburban rail system (S-Bahn): lines S11, S31, or S3 to the **Sternschanze (Messe)** station.

The **West Entrance/Hall A3** is about 5 minutes away on foot.

BY CAR

From whichever direction you come, follow the signs to "**HH-Centrum**." Then just follow the signs to "**Messe/CCH**" to **Lagerstrasse, 20357 Hamburg**.

PRE-SYMPOSIUM LOGENHAUS

From **InterCity train station Dammtor** the Logenhaus – **Moorweidenstr. 36, 20146 Hamburg** – can be reached in approx. 8 minutes walk via Rothenbaumchaussee.

COMPLIMENTARY HVV TICKET

During the congress on **November 2+3, 2018** you can use the entire HVV local transport network in Hamburg (subway, suburban rail, buses, in some cases ferries) free of charge.

Your **congress name tag** counts as a ticket.

PARKING

A multilevel parking lot is available at **Parkhaus Mitte**, the entrance to which is in Lagerstrasse. From there, it's two minutes' walk to Hamburg Messe, **West Entrance, Hall A3**.

Auf die Anzahl und Kombination kommt es an



NEU
Jetzt auch in
Deutschland

Vielfältig
8 wichtige
Bakterienstämme

Seriös
Wissenschaftlich unter-
sucht, in Studien belegt

Lebendig
450 Milliarden lebende
Bakterien/Sachet

FERRING
ARZNEIMITTEL

VSL#3® ist ein eingetragenes Warenzeichen von: Actial Farmaceutica Srl

www.vsl-3.de

GENERAL NOTES

CERTIFICATION

The congress is certified by the Medical Chamber Hamburg with 14 CME-points. All participants will receive a certificate of participation at the end of the meeting.

Certification for professional nurses is also being applied for (in collaboration with the DEGEA). Further information is available at www.regbp.de.

No certification for the Pre-Symposium.

PERMISSION FROM EMPLOYERS

In accordance with the Voluntary Self-Regulation for the Pharmaceutical Industry code (Freiwillige Selbstkontrolle für die Arzneimittelindustrie, FSA), we would ask physicians and research scientists who are in salaried employment to obtain permission to attend ENDOCLUBNORD from their employer if necessary.

The meeting is sponsored by pharmaceutical and medical companies, although the sponsors have no influence on the content of the scientific program.

Company lectures are clearly indicated.

FILMING AND PHOTOGRAPHY

Taking films or photos of lectures or live demonstrations without permission is prohibited. Selected photos by the organizers are published on the web page.

If you do not wish personally to appear on any images, please register your objection with us.

LIABILITY

Participants should be aware that they have no claims to compensation against the organizers if holding the congress or individual parts of it is impeded or prevented as a result of unforeseen political or economic events, or generally due to acts of God, or if speakers cancel or similar alterations to the program become necessary.

By registering to participate, the participant accepts this proviso. Please check the validity of your own insurance policy. The place of jurisdiction is Munich.

FSA CODE

Disclosure details in accordance with the FSA Code can be inspected on request at the Internet site www.endoclubnord.de and are constantly updated there.

TRANSLATION

The congress languages are German and English, with simultaneous translation. Head sets can be received on site in the plenary hall.

COPYRIGHT AND CREDITS

Scientific direction of the congress and responsibility for editorial content: Prof. Dr. Jürgen Pohl, Asklepios Hospital, Altona; Prof. Dr. Siebert Faiss, Asklepios Hospital, Barmbek; Prof. Dr. Thomas Rösch, Hamburg-Eppendorf University Hospital.

Design: Kerstin Mackenbrock, Hamburg
Nicole Rockel, Hamburg

TAKING GIANT STRIDES FORWARD

in helping to diagnose and monitor gastrointestinal diseases



PillCam™



Barrx™



Beacon™

IMPORTANT: Please refer to the package insert for complete instructions, contraindications, warnings and precautions.

© 2017 Medtronic. All rights reserved. Medtronic, Medtronic logo and Further, Together are trademarks of Medtronic.
™* Third party brands are trademarks of their respective owners.
All other brands are trademarks of a Medtronic company. 12/2017

Medtronic

HELLO AGAIN!

ENDOCLUBNORD

Please use this registration form to register by post.
Please complete and detach the form and send it in a stamped envelope.
If submitting by fax, use the following no.: +49 (0)89/89 06 77 77.
Alternatively, you can register on the web site:
www.endoclubnord.de



ANMELDUNG

FOR ENDOCLUBNORD FRI/SAT NOV 2+3, 2018

PAYMENT TO BE RECEIVED	to Sep 19	from Sep 20
<input type="checkbox"/> Physician	€ 240	€ 280
Member of following societies:*		
<input type="checkbox"/> bng <input type="checkbox"/> ESGE <input type="checkbox"/> DGVS <input type="checkbox"/> DGE-BV	€ 200	€ 240
<input type="checkbox"/> Assistant physician *	€ 70	€ 90
<input type="checkbox"/> Nursing staff *	€ 70	€ 90
<input type="checkbox"/> Student *	€ 70	€ 90

* Registration only possible with valid certification, otherwise the regular congress fee will be charged. Certification and registration to: sophia.schmidberger@coccs.de

<input type="checkbox"/> TEAM-TICKET (1 physician + 2 nurses)	€ 350	€ 390
<input type="checkbox"/> XXL TEAM-TICKET (entire dept./practice)	€ 550	€ 600

For TEAM-TICKET please insert full names of accompanying persons here.

1. _____
2. _____

For XXL TEAM-TICKET please send full names of accompanying persons via e-mail to: sophia.schmidberger@coccs.de

FOR OLYMPUS PRE-SYMPOSIUM THU NOV 1, 2018

Mandatory registration to the Pre-Symposium.

**Details of payment methods are given on page 25 of this booklet.
Please transfer the total amount by October 24, 2018 at the latest.**

I have read and accepted the general notes on cancellation and liability conditions. I shall definitely be attending.

() I hereby agree to receive further information about this series of congresses and conferences on similar topics by e-mail.

() I do not wish to receive any further information by e-mail.

Date, signature

REGISTRATION

by post or by fax to: +49 (0)89/89 06 77 77
online: www.endoclubnord.com

COCS GmbH
Congress Organisation C. Schäfer
Rosenheimer Strasse 145c
81671 Munich
Germany

ENDOCLUBNORD



Ms Mr Prof. PD Dr. Dr.

Surname

Forename

Hospital/practice

Department

Street/no.

Postcode/zip code

City

Dialing code

Phone no.

E-mail

For statistical purposes: Private practice Hospital

Specialty: Gastroenterology Surgery Internal medicine Other

MANY THANKS!

GOODBYE AND
SEE YOU AGAIN.
WE ARE HAPPY TO
MEET YOU IN 2019!

ENDOCLUBNORD

www.endoclubnord.com

OLYMPUS

**Boston
Scientific**
Advancing science for life™

 **CANTEL**

 **BHT**
A Cantel Company

erbe
power your performance.



FERRING
ARZNEIMITTEL

Janssen
PHARMACEUTICAL COMPANY
of Johnson & Johnson

Medtronic

MT MICRO-TECH 

MTW
Endoskopie Manufaktur


NORGINE

 **RECORDATI PHARMA**
GROUP



 **TILLOTTS PHARMA**
ZERIA GROUP
GI-health is our passion™

Boston Scientific GmbH Ratingen, **Cantel Germany GmbH** Düsseldorf, **Erbe Elektromedizin GmbH** Tübingen, **Dr. Falk Pharma GmbH** Freiburg, **Ferring Arzneimittel GmbH** Kiel, **Janssen-Cilag GmbH** Neuss, **Medtronic GmbH** Meerbusch, **Micro-Tech Europe GmbH** Düsseldorf, **MTW-Endoskopie** Wesel, **Norgine GmbH** Marburg, **Olympus Deutschland GmbH** Hamburg, **Recordati Pharma GmbH** Ulm, **Takeda Pharma Vertrieb GmbH & Co. KG** Berlin, **Tillotts Pharma GmbH** Berlin valid at time of printing/without engagement – 04/2018

UP TO
86%
LESS BIOPSIES^{1,2,3}



LESS BIOPSIES WITH EVIS EXERA III

Thanks to NBI and Dual Focus

EVIS EXERA III – it's proven.

Explore the evidence at: [▶ www.olympus.eu/proven](https://www.olympus.eu/proven)

OLYMPUS EUROPA SE & CO. KG

Postbox 10 49 08, 20034 Hamburg, Germany
Phone: +49 40 23773-0 | www.olympus-europa.com

¹McGill et al. 2013; Gut 62(12):1704-13

²Kaltenbach et al. 2014; Gut 64(10):1569-77

³Singh et al. 2013; Dig Endosc. 25 Suppl 2:16-20